

Features:

- | | | |
|---------------------------------------|---|--------------------------------------|
| 1. Pan/Tilt/Zoom Joystick | 8. Pedestal Rocker(Opt. CPO-D3A-EP)
or
Zoom Rocker (Opt. CPO-D3A-VZR) | 13. Tally In / Control Out |
| 2. Pan Speed Select Knob | 9. Trolley Control (Opt. CPO-D3A-TRO) | 14. Aux Control |
| 3. Tilt Speed Select Knob | 10. Enter Shot Button | 15. Camera Control ROP Connector |
| 4. Zoom Speed Select Knob | 11. Ready LED | 16. Main Serial Port (9D Male Conn.) |
| 5. Focus Knob | 12. Optional Feature Buttons | 17. Fuse |
| 6. Mast. Ped. Knob (Opt. CPO-D3A-MBC) | | 18. Power Switch |
| 7. Iris Knob (Opt. CPO-D3A-IC) | | 19. AC Input Receptacle |

Description:

The Telemetrics CP-D-3A is a desk top control panel that communicates via RS-232/422 to Telemetrics serial pan/tilt heads. The joystick controls pan/tilt/zoom (twist) with adjacent control knobs to set the speed sensitivity. The Focus control is located on the left side of the panel.

Programmable buttons facilitate user programming camera selects and modem dialing

Industry standard GPI/GPO contact closure interface provided for sending Tally information to Pan/Tilt heads or for controlling local equipment ie. video switchers, etc.

Specifications:

- | | |
|--|---|
| Cameras
Standard: 4 cameras, expandable to 16 | Proportional Control
Simultaneous control of pan, tilt, zoom, and focus
Optional control of iris, pedestal, trolley or Televator |
| Presets
Standard: 16 presets, expandable to 255 | Overall Dimensions
10 1/2" W x 10" D x 3 3/4" H |
| Communications
RS-232 (up to 100 ft.) or RS-422 (up to 4000 ft.),
9600 bps bi-directional serial port | Net Weight
Approx 3 lbs. |
| Power
115 VAC-230VAC | |

Specifications and features subject to change without notice.

Options (Consult Factory):

Trolley/Televator Control Option (CPO-D3A-TRO/CPO-D3A-EP)

- Proportional control rocker for Trolley/Televator

Roving Pedestal Option (CPO-D3A-RP)

- Additional 3 axis joystick (X, Y, Height) provides proportional control for roving pedestals

Left Handed Control Option (CPO-D3A-LJ)

- Provides left handed operation for the CP-D-3A control panel

ROP Camera Control Option

- Camera control (ie. Painting, iris control, pedestal, etc.) via manufacturers ROP
- Hitachi, Panasonic and Sony
- Contact factory to verify camera/ROP compatibility.

Iris/Pedestal Control Option (CPO-D3A-IC/CPO-D3A-MBC)

- Camera Iris and pedestal knobs on desktop control panel for on-air trim adjustment.

Motion Control Option (CPO-D3A-MC)

- Eight (8) movements for up to eight (8) cameras
- Recalls up to 35 secs. of real time motion for each shot
- Pan, Tilt, Zoom, Focus, and track movements are stored in memory then recalled with the push of a button
- 512 kbytes of non-volatile memory

Keypad Option (CPO-D3A-K)

- Allows called shots up to 255 using numeric keypad

Vertical Zoom Rocker Control Option (CPO-D3A-VZR)

- Allows convenient zoom control using rocker pot

WeatherProof Feature Buttons Options (CPO-D3A-4WP, CPO-D3A-8WP, CPO-D3A-12WP)

- Provides buttons for wiper, washer, extender and camera power for Telemetrics weatherProof housings

Camera Select Button Options (CPO-D3A-8CAM, CPO-D3A-12CAM, CPO-D3A-16CAM)

- Provides added buttons for camera selects, up to 16 cameras

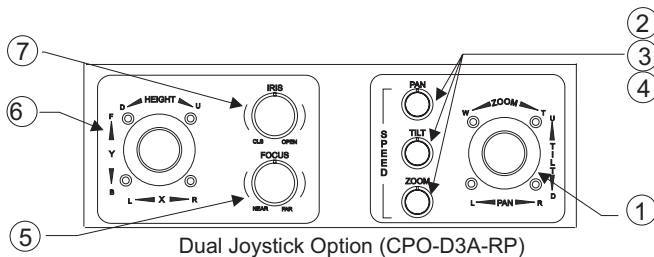
Canon NU-700 Control Option (CPO-D3A-NU700)

- Provides control for the Canon NU-700 pan/tilt with iris knob, adds wiper, auto white balance and iris local/camera buttons

LANC Control Option (CPO-D3A-LANC)

- Provides control for camera with LANC control for lens functions (zoom and focus) as well as a start/stop button for recording

CPO-D3A-RP Roving Pedestal



Dual Joystick Option (CPO-D3A-RP)

1. Pan/Tilt/Zoom Joystick
2. Pan Speed Select Knob
3. Tilt Speed Select Knob
4. Zoom Speed Select Knob

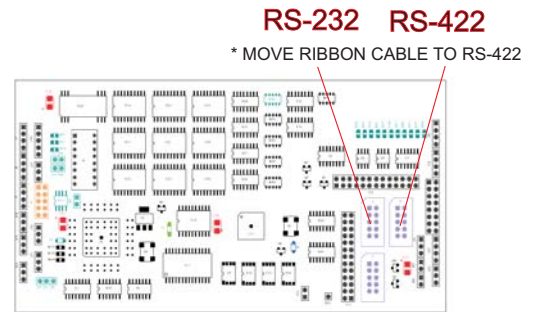
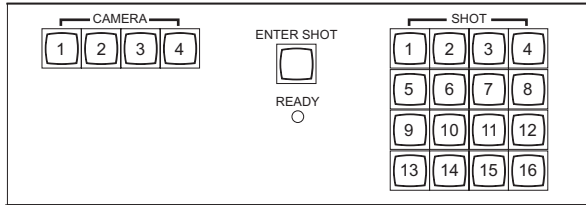
5. Focus Knob
6. X / Y / Height Joystick
7. Iris Knob (Opt. CPO-D3A-IC)

CPO-D3A-RP OPTION



4 CAM 16 PRESETS
 CP-D-3A (9253814000)
 CP-R-3A (9254484000)

RS-422 INTERFACE
 CPO-D3A-422 (9253814017)
 CPO-R3A-422 (9254484001)

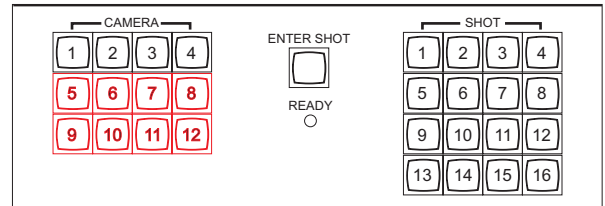
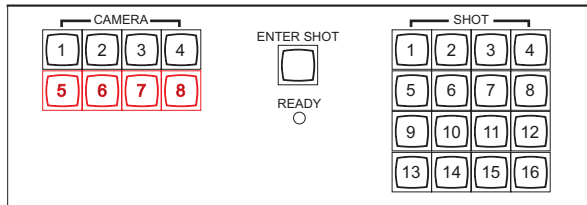


RS-232 < 100ft
 RS-422 < 4000ft

Controller Board 54114

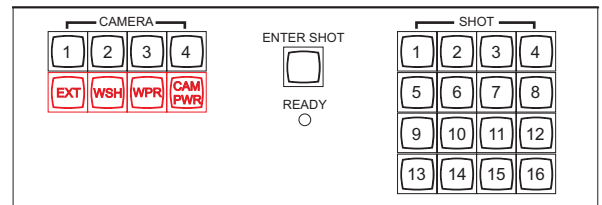
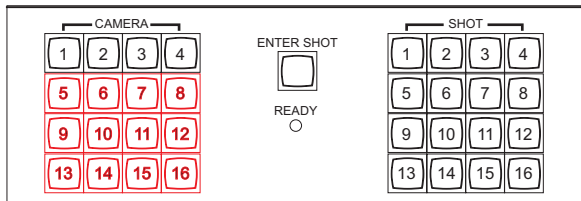
8 CAM SELECT
 CPO-D3A-8CAM (9253814002)
 CPO-R3A-8CAM (9254484002)

12 CAM SELECT
 CPO-D3A-12CAM (9253814003)
 CPO-R3A-12CAM (9254484003)



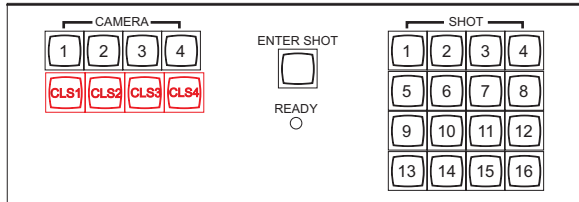
16 CAM SELECT
 CPO-D3A-16CAM (9253814004)
 CPO-R3A-16CAM (9254484004)

4 CAM WEATHERPROOF
 CPO-D3A-4WP (9253814005)
 CPO-R3A-4WP (9254484005)



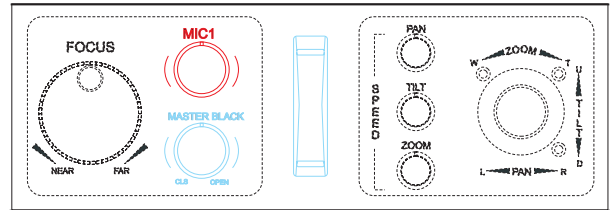
* FOR USE WITH WEATHERPROOF SYSTEM

**4 CAM WITH
4 CONTACT CLOSURES**
CPO-D3A-XXXX (9253814029)



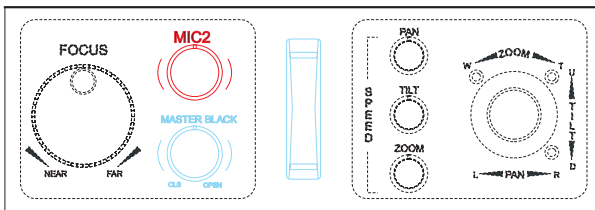
* REQUIRES DS-4 AND DATA-PROTOCOL COP8
* REQUIRES S2 PAN/TILT AUXILIARY INTERFACE UNIT

MIC 1 CONTROL
CPO-D3A-XXXX (9253814030)



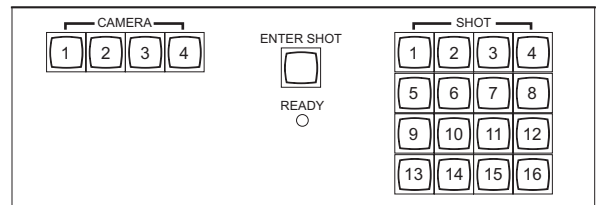
* REQUIRES DS-4 AND SYMETRIX A4D

MIC2 CONTROL
CPO-D3A-XXXX (9253814031)



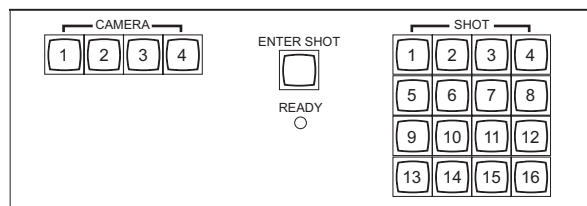
* REQUIRES DS-4 AND SYMETRIX A4D

PANASONIC CAM CTRL OPT.
CPO-D3A-CB700 (9253814012)
CPO-R3A-CB700 (9254484012)



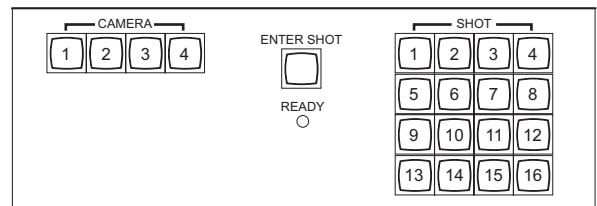
* INCLUDES CABLE 82 54656 006 BETWEEN ROP AND CTRL PANEL
* CUSTOMER MUST PURCHASE WV-CB700A
* REQUIRES CAM CTRL OPT. ON P/T AND CABLE
* WORKS WITH PANASONIC AWE-300, AWE-600, AWE-800

SONY CAM CTRL OPT.
CPO-D3A-RMC950 (9253814014)
CPO-R3A-RMC950 (9254484014)



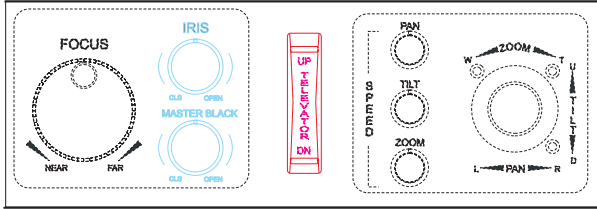
* INCLUDES CABLE 82 53722 001 BETWEEN ROP AND CTRL PANEL
* CUSTOMER MUST PURCHASE RMC-950
* REQUIRES CAM CTRL OPT. ON P/T AND CABLE
* WORKS WITH SONY DXC-950, DXC-990, DXC-H10

HITACHI CAM CTRL OPT.
CPO-D3A-C10/Z2 (9253814013)
CPO-R3A-C10/Z2 (9254484013)

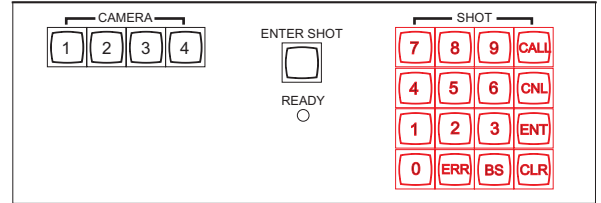


* INCLUDES CABLE 82 53723 001 BETWEEN ROP AND CTRL PANEL
* CUSTOMER MUST PURCHASE RC-C10
* REQUIRES CAM CTRL OPT. ON P/T AND CABLE
* WORKS WITH HITACHI HVC-10, HVC-15, HVC-20

TELEVATOR CONTROL CPO-D3A-EP (9253814021)

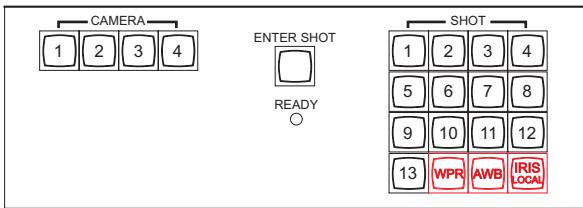


PRESET KEYPAD CPO-D3A-K (9253814024) CPO-R3A-K (9254484019)



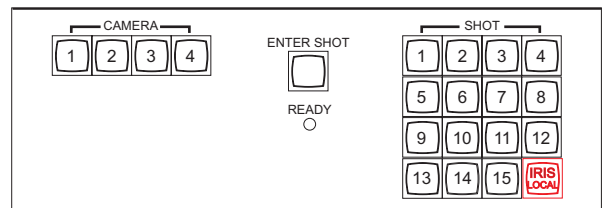
* CALLS UP TO 255 PRESETS PER CAMERA

CANON NU-700N CPO-D3A-NU700N (9253814025)



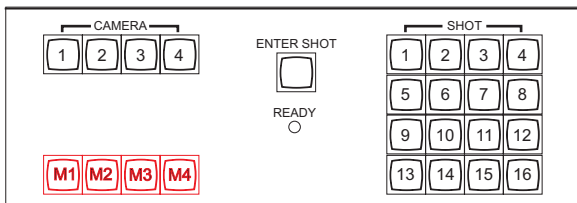
* USE WITH NU-700
* NO FOCUS CONTROL

IRIS LOCAL/CAMERA CONTROL CPO-D3A-XXXX (9253814026) CPO-R3A-LOC-C (9254484020)



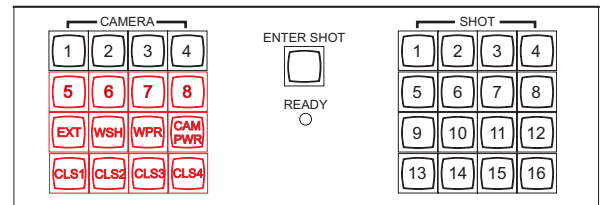
* USE WITH LENS WITH IRIS (EX, BMD, KTS, ...)

4 SHOT MOTION CONTROL CPO-D3A-XXXX (9253814027)



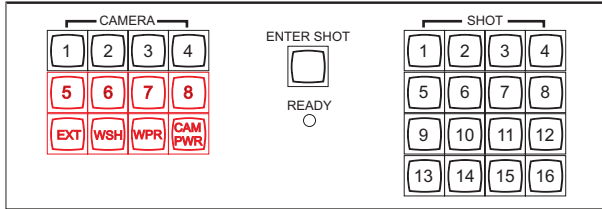
* SPECIAL, SEE ENGINEERING

8 CAM WEATHERPROOF WITH 4 CONTACT CLOSURES CPO-R3A-XXXX (9254484021)



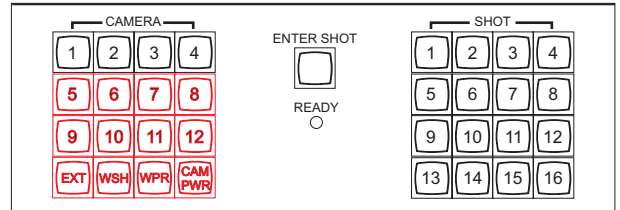
* REQUIRES WEATHERPROOF HOUSING
WITH CONTACT CLOSURE OPTION.

8 CAM WEATHERPROOF
 CPO-D3A-8WP (9253814006)
 CPO-R3A-8WP (9254484006)



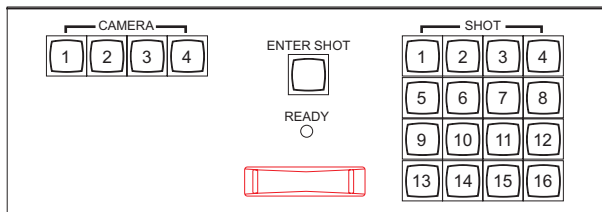
* FOR USE WITH WEATHERPROOF SYSTEM

12 CAM WEATHERPROOF
 CPO-D3A-12WP (9253814007)
 CPO-R3A-12WP (9254484007)



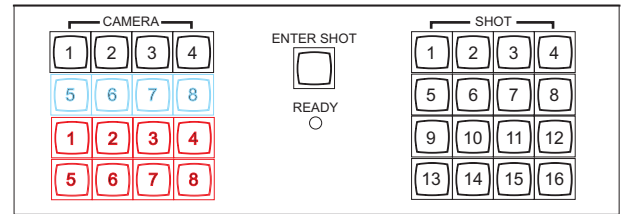
* FOR USE WITH WEATHERPROOF SYSTEM

TROLLEY CONTROL
 CPO-D3A-TRO (9253814008)
TROLLEY/PEDESTAL CONTROL
 CPO-R3A-TREP (9254484008)



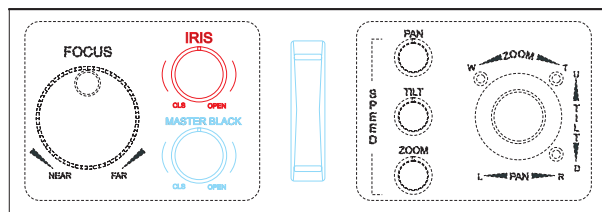
* CONTROLS TELEVISOR OR TROLLEY

MOTION CONTROL
 CPO-D3A-MC (9253814009)
 CPO-R3A-MC (9254484009)



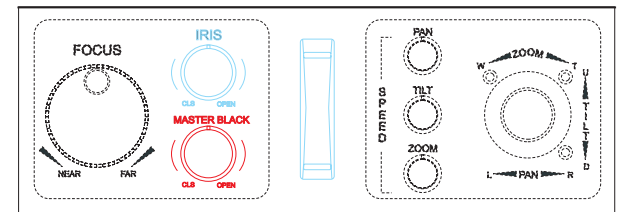
* 8 MOTION SHOTS PER CAMERA
 * CAN BE USE WITH UP TO 8 CAMERAS

IRIS CONTROL
 CPO-D3A-IC (9253814010)
 CPO-R3A-IC (9254484010)



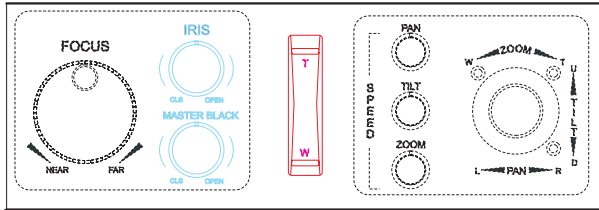
* FOR USE WITH COMPUTER SOFTWARE CHECK
 * FOR HARDWARE ONLY SYSTEMS WITH ENGINEERING
 * WILL WORK WITH A SYSTEM WITH CAMERA CONTROL AND DXC950, AWE-XXX, RM-PS CAMS, RC-2X CAMS.

MASTER BLACK CONTROL
 CPO-D3A-MBC (9253814011)
 CPO-R3A-MBC (9254484011)

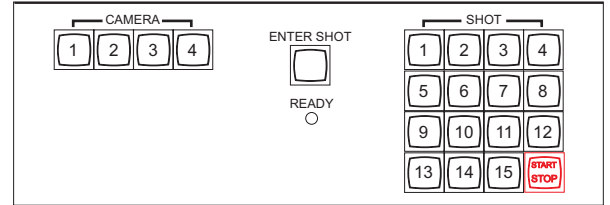


* FOR USE WITH COMPUTER SOFTWARE CHECK
 * FOR HARDWARE ONLY SYSTEMS WITH ENGINEERING
 * WILL WORK WITH A SYSTEM WITH CAMERA CONTROL AND DXC950, AWE-XXX, RM-PS CAMS, RC-2X CAMS.

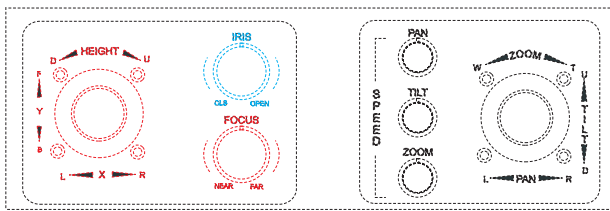
VERTICAL ZOOM ROCKER CONTROL CPO-D3A-VZR (9253814034)



LANC CONTROL CPO-D3A-LANC (9253814036)



ROVING PEDESTAL OPTION CPO-D3A-RP (9253814037)



LEFT HANDED OPTION CPO-D3A-LJ (9253814038)

