



The Perfect Experience

17" Multi-Format LCD Monitor

DT-V17G1

- 3G and Dual Link equipped
SMPTE 424M/425M/372M
- JVC 10-bit video processing
- High operating viewing angle
- Waveform/Vector scope
- LTC & VITC support
- Gamma selection
- Various marker function
- Audio level meter up to 12ch



Vector scope and waveform cannot be displayed at the same time.

HIGHLIGHTS

■ 3G/Dual Link Equipped

1080p uncompressed digital video data transmitted at a maximum rate of 60 frames per second at 3 GB/second can be input with one HD SDI Input. Dual Link is available through two HD SDI inputs.

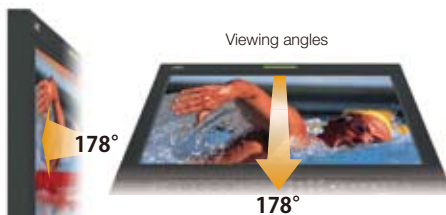
■ 3G-SDI Input Format

Following signal information can be displayed when a 3G-SDI signal comes in.

3G A-1	Level A mapping structure 1
3G A-2	Level A mapping structure 2
3G A-3	Level A mapping structure 3
3G A-4	Level A mapping structure 4
3G B-DS1	Level B data stream 1
3G B-DS2	Level B data stream 2
3G B-DUAL	Level B DUAL LINK

■ IPS (In-Plane-Switching) LCD Panel

IPS panels with wide viewing angles and low chromatic variation ensure minimal colour change from different viewing positions.



■ Gamma Preset Mode

JVC offers various pre-set gamma modes (2.2, 2.35, 2.45, 2.6) to meet your application needs.

■ Vector Scope*

High-quality vector scope allows simple checking of hue and saturation of digital video signals. Hue and saturation of colour signal are detected and displayed as a vector with resolution of 254 x 254. Compatible with video, component, SDI (SD/HD), DVI



Vector Scope

(except PC signals) input signals, and offers a double-size display** option and selection of display position or transluence functions.

■ Waveform*

Detects video, component (except RGB), SDI, DVI (except PC) brightness signals and displays them with resolution of 360 x 254 for SD signals or resolution of 480 x 254 for HD signals. Besides, it is also

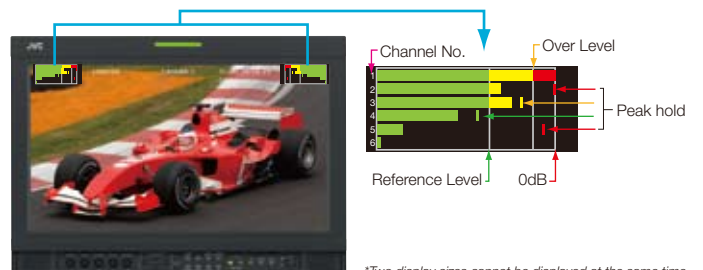


Waveform

possible to perform checks at the colour signal level of each colour per screen for R/G/B, Y/PB/PR, Y/CB/CR. Over-level function enables peak brightness to be checked at a glance. The display allows a double-size display** option, and selection of display position or transluence functions.

■ Advanced Audio Level Meter

The channel number is displayed in each level bar. And, you can check the status of the audio signal at a glance for Reference Level/Over Level 0 dB, three set levels, and peak hold function.



Audio Level Meter

*Two display sizes cannot be displayed at the same time.
**The position is fixed for double-size display.

DT-V G SERIES

17" Multi-Format LCD Monitor



Advanced 3G/Dual-link HD monitor with IPS panel

Features

- 1366 x 768 resolution
- Wide viewing angle 178°/178° with IPS panel
- 3G/Dual Link support
- Circuits that deliver low latency of less than one frame
- AC/DC operation
- Waveform monitoring with over level function
- Vector scope with selectable size and position
- Advanced audio level meter up to 12 channels
- Exclusive JVC image processing technology
- LTC & VITC support
- Selectable gamma preset modes
- Wide selection of video production functions
- Easy-to-operate front panel controls
- Front LED dimmer function
- Source ID input by ASCII code (Red/Green/White colour linked with tally)
- Information position selectable
- 1:1 mode
- Gold-plated HD/SD SDI terminals with embedded audio
- DVI-D with HDCP terminal
- RS-232C, RS-485 remote
- Audio speaker built-in
- Rugged, adjustable stand provided

Input Format

Signal name	VIDEO	Input terminals				
		Video	COMPO. (Analog component)*1	E. AUDIO SDI (IN 1, IN 2)*2	SD/HD (1.5G) 3G SDI	DUAL LINK
NTSC	✓	—	—	—	—	—
PAL	✓	—	—	—	—	—
BW(50Hz/60Hz)	✓	—	—	—	—	—
480/59.94i, 60i	—	✓	✓	—	—	✓
576/50i	—	—	—	—	—	—
480/59.94p, 60p	—	✓	✓	—	—	✓
576/50p	—	—	—	—	—	—
640 x 480/59.94p, 60p	—	—	—	—	—	—
720/23.98p, 24p, 25p, 29.97p, 30p	—	✓	✓	✓	—	✓
720/50p, 59.94p, 60p	—	—	—	—	—	—
1080/50i, 59.94i, 60i	—	✓	✓	✓	—	✓
1080/50p, 59.94p, 60p	—	—	—	—	—	—
1035/59.94i**1, 60i**1	—	✓ ^{3,4}	✓	—	—	✓ ^{3,4}
1080/23.98p, 24p, 25p, 29.97p, 30p	—	✓	✓	✓	—	✓
1080/23.98psf, 24psf, 29.97psf**1, 30psf**1	—	✓ ^{3,4}	✓ ^{3,4}	—	—	✓
1080/25psf	—	—	—	—	—	—

*1: Analog component signals are compatible with Y on sync signals.
 *2: Compatible with EMBEDDED AUDIO signals.
 *3: The signal is recognized as 1080/60i, and the status is displayed as "1080/60i."
 *4: The signal is recognized as 1080/59.94i, and the status is displayed as "1080/59.94i."

Option ■ RK-C17D2 (Rack mount adapter)

Front Panel



Specifications

Model		DT-V17G1
Type	Multi-format HDTV/SDTV LCD monitor	
Screen Size	Type 17 wide format	
Aspect Ratio	16:9	
LCD Panel	17" wide, active matrix TFT	
Effective Screen Size (W x H)	372.9 x 209.7 mm (14-11/16" x 8-1/4")	
Pixels	1366 x 768 (W-XGA)	
Display Colours	16.77 million	
Viewing Angle	Horizontal	178°
	Vertical	178°
Brightness	350 cd/m ²	
Contrast Ratio	900: 1	
Response Time (G to G)	Rise time 8ms / Decay time 9ms (TYP)	
Horizontal/Vertical Frequency (PC signals)	Horizontal	31.469 kHz to 75.000 kHz
	Vertical	48 Hz - 65 Hz
Applicable Standard	3G SDI (Ready) : SMPTE424M/SMPTE425M DUAL LINK HD SDI (Ready) : SMPTE372M HD SDI: BTA S-004C, SMPTE292M SD SDI: ITU-R BT.656: 525/625, SMPTE259M: 525 EMBEDDED AUDIO: SMPTE299M, SMPTE272M	
Audio Output	Internal: 1.0 W + 1.0 W (L/R)	
Environmental Conditions	Operating temperature	5°C to 35°C (41°F to 95°F)
	Operating humidity	20% to 80% (non condensing)
	Storage temperature	-20°C to 60°C (-4°F to 140°F)
Power Requirements	AC 120/220-240 V, 50/60 Hz/DC 12 - 17 V	
Rated Current	1.2 A (AC 120 V) / 0.8 A (AC 220 - 240 V)	
	5.0 A (DC 12 - 17 V)	
Dimensions (WxHxD) excluding protrusions)	With desktop stand	430 x 349.8 x 199 mm (17" x 13-7/8" x 7-7/8")
	Without stand	430 x 309 x 102 mm (17" x 12-1/4" x 4-1/8")
Weight	Including stand	8.6 kg (18.9 lbs.)
	Excluding stand	6.8 kg (15.0 lbs.)
Provided Accessories	AC power cord, power cord holder, screw x 2 (for power cord holder), Ferrite core x 1 (for external battery)	

Input/Output Terminals

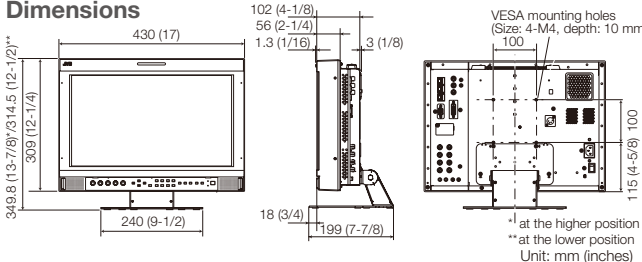
Video	HD/SD SDI (IN1)	Digital signal input (compatible with EMBEDDED AUDIO/ DUAL LINK): Auto detection, 2 line, BNC x 2
	HD/SD SDI (IN2)	
	HD/SD SDI (OUT)	Digital signal output (compatible with EMBEDDED AUDIO) 1 line (switched out), BNC connector x 1
	DVI-D (HDCP)	DVI-D signal input (compatible with HDCP): DVI-D connector x 1 (compatible with DDC2B)
	COMPO. (Y, Pb/B-Y, Pr/R-Y)	Analogue component signal input/output: 1 line, BNC x 6 Video signal: Y: 1 V (p-p), 75 ohms, Pb/B-Y, Pr/R-Y: 0.7 V (p-p), 75 ohms * The input (IN) and output (OUT) terminals are bridgeconnected (auto termination)
	VIDEO	Composite video signal input/output: 1 line, BNC x 2, 1 V (p-p), 75 ohms (IN and OUT are connected with a bridge connection) (auto termination)
Audio	AUDIO IN	Analogue audio signal input: 1 line, RCA x 2, 500 mV (rms), high impedance
	AUDIO MONITOR OUT	Analogue audio signal output: 1 line, RCA x 2, 500 mV (rms)
External Control	MAKE/TRIGGER	RJ-45 x1 (8-pin)
	RS-485	RJ-45 x2 (IN/OUT)(8-pin)
	RS-232C	D-sub(9-pin) x1

Computer Signals

Signal name	Resolution		Frequency		Scan system
	Horizontal	Vertical	Horizontal (kHz)	Vertical (Hz)	
VGA60	640	480	31.5	59.9	Non-interface
WVGA60	852	480	31.5	59.9	Non-interface
SVGA60	800	600	37.9	60.3	Non-interface
XGA60	1024	768	48.4	60.0	Non-interface
WXGA (1280)	1280	768	47.8	60.0	Non-interface
WXGA+60 ⁵	1440	900	55.9	60.0	Non-interface
SXGA60 ¹	1280	1024	64.0	60.0	Non-interface
WSXGA+60 ⁵	1680	1050	65.2	60.0	Non-interface
LUXGA60 ⁵	1600	1200	75.0	60.0	Non-interface
VULXGA60 ⁵	1920	1200	74.0	60.0	Non-interface
1720/60p	1280	720	45.0	60.0	Non-interface
1080/60p ⁵	1920	1080	67.5	60.0	Non-interface
720/50p	1280	720	37.5	50.0	Non-interface
1080/50p ⁵	1920	1080	56.25	50.0	Non-interface

*5: When signals come in, thin lines will become obscured because their signal resolution is higher than the screen resolution.
 * When a preset signal comes in, the signal format is shown on the status display. For other signals, the resolution is shown.

Dimensions



Rear Panel

